VIGAS

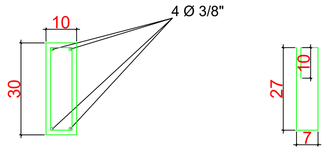


V3=V4=V5=V6=V7=V8=V9 (10X30)

Ø 5 mm 1 a cada 14 cm ( estribo ) = C =78 cm

VIGAS

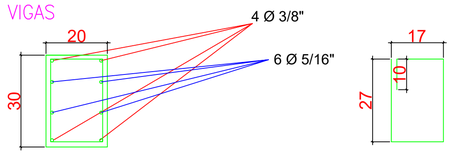


V1=V2 (20X30) CM

Ø 5 mm 1 a cada 14 cm ( estribo ) = C = 98 cm

ESTACAS DIAM. 25CM ESTACA INTEIRAMENTE ARMADA Ø 25 CM

ESTACAS E1 = E2

ESTACA Ø 25 CM ARMADA COM 2,70 M DE PROFUNDIDADE

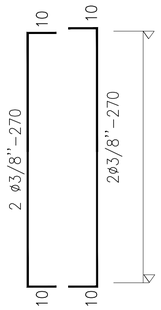


ESTACAS DIAM. 25CM

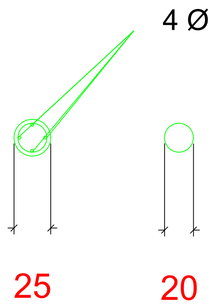


Ø 5 mm - 1 a cada 14 cm
estribo

PILARES

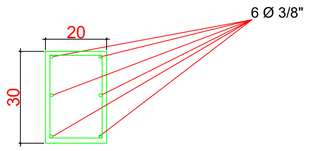


PILARES P1=P2=P3=P4=P5=P6=P7=P8 ( 20X30) CM

Ø 5 mm 1 a cada 12 cm ( estribo ) = C = 98 cm

ARMADURA – BLOCO DE CONCRETO

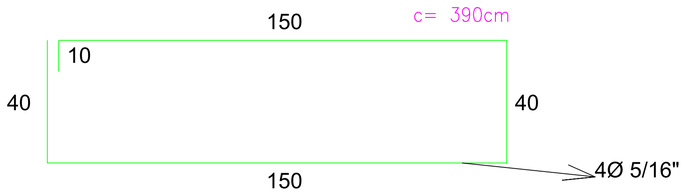


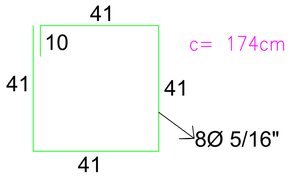


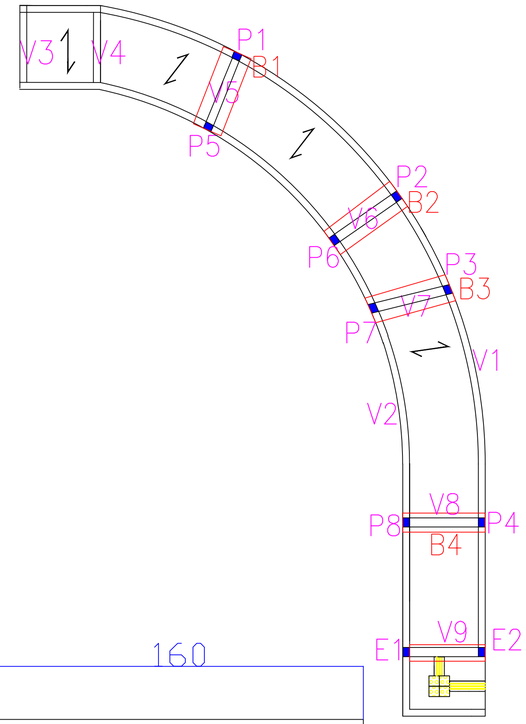


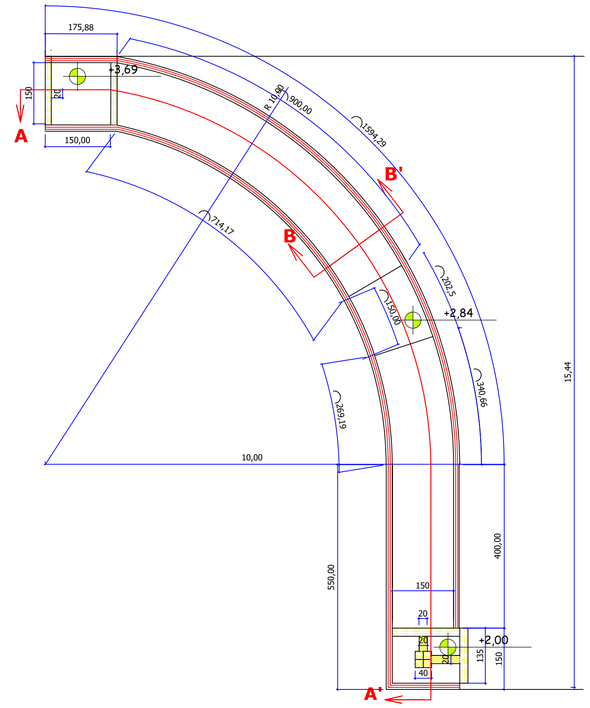


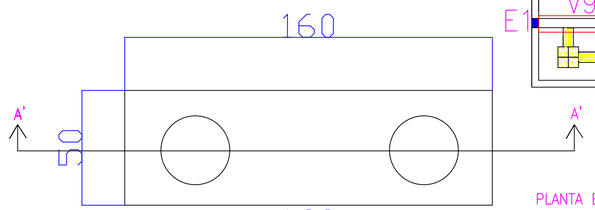


PLANTA BAIXA




CORTE A–A'

BLOCO DE CONCRETO B1,B2,B3,B4 ESTACAS E3,E4,E5,E6,E7,E8,E9,E10 DIAMETRO 25CM

E S T R U T U R A L

REFERÊNCIA:
PROJETO DE ESTRUTURAS

OBRA: RAMPA DE ACESSIBILIDADE - PAÇO MUNICIPAL
AVENIDA NILO UMBERTO DEITOS, 1426 - QUADRA 103 - LOTES 06,07, 08,09, 10, 15 CÉU AZUL/PR

PROPR.: MUNICÍPIO DE CÉU AZUL/PR

PRANCHA: 01/01

PROJETO:
JOÃO YASUJI SAKAI CREA 21.735/D

LOCALIZAÇÃO:

EXECUÇÃO:

PROPRIETÁRIO:
MUNICÍPIO DE CÉU AZUL
CNPJ: 76.206.473/0001-01

| DATA: | ESCALA: | RRT: | DESENHO: |
|---|---|---|---|
| OUTUBRO/2022 | Indicada | | |